

VOCABULARY WORKBOOK

**CHECK YOUR ENGLISH
VOCABULARY FOR**

**Computers
and Information
Technology**

Third Edition

Jon Marks

All you need to improve your vocabulary

CHECK YOUR ENGLISH VOCABULARY FOR

COMPUTERS
AND
INFORMATION TECHNOLOGY

Jon Marks

A & C Black • London

www.acblack.com

First edition published 1995
Second edition published 1999

This third edition published in Great Britain 2007

A & C Black Publishers Ltd
38 Soho Square, London W1D 3HB

© Jonathan Marks 2007

All rights reserved.
No part of this publication may be reproduced in
any form without the permission of the publishers.

A CIP entry for this book is available from the British Library.
ISBN-10: 0 7136 7917 4
ISBN-13: 978 0 7136 7917 5
eISBN-13: 978-1-4081-0246-6

Text typeset by A & C Black
Printed in Great Britain at Caligraving Ltd, Thetford, Norfolk

This book is produced using paper that is made from wood grown in managed, sustainable forests. It is natural, renewable and recyclable. The logging and manufacturing processes conform to the environmental regulations of the country of origin.

	Page
	Introduction
	4
	Section 1: Hardware
1.1	Hardware
	6
1.2	Some useful verbs
	7
1.3	The workstation
	8
1.4	The keyboard
	10
1.5	The mouse
	11
1.6	Scanning
	12
1.7	Some useful adjectives
	13
1.8	Printing
	14
1.9	Mobile phones
	16
1.10	Other devices
	18
1.11	Inside a computer
	19
1.12	Data storage
	20
1.13	Connectivity
	21
1.14	Networks
	22
1.15	Electronic payments
	23
1.16	Review crossword
	24
1.17	Your computer
	26
	Section 2: Software
2.1	Software: the basics
	28
2.2	Using software: useful verbs
	30
2.3	The control panel
	31
2.4	Applications
	32
2.5	Some useful adjectives
	33
2.6	Word processing 1
	34
2.7	Word processing 2
	36
2.8	Word processing 3
	38
2.9	Image editing
	40
2.10	Graphic design
	41
2.11	Spreadsheets
	42
2.12	Presentation software
	44
2.13	Problems with software
	45
2.14	Which program?
	46
2.15	Review quiz
	47
2.16	Your software
	48
	Section 3: The internet
3.1	The internet: the basics
	50
3.2	Internet browsers
	52
3.3	Search engines
	53
3.4	Things on the net
	54
3.5	Internet terms
	55
3.6	E-commerce
	56
3.7	Internet security
	58
3.8	Email
	59
3.9	Email comprehension 1
	60
3.10	Email comprehension 2
	61
3.11	Useful verbs crossword
	62
3.12	Revision wordsearch
	63
3.13	Your internet
	64
	Answer key
	65
	Index
	75

Introduction

Who is the book for?

This book has been written for people whose first language is not English, and who use or are going to use computers and other information technology in an English-speaking environment. It covers the language needed to use information technology equipment, work with computer programs, discuss problems and plan projects. It does not cover advanced technical vocabulary for computer programmers or electronic engineers. All the language in the book is intended to be accessible to intermediate level students and above.

How can the book be used?

The vocabulary is arranged by topic. Choose the topics that interest you. The pages do not have to be completed in any particular order, and there is no need to complete all the pages if some are on topics which are not useful to you. It is better to complete one or two pages in a day, and remember the vocabulary, rather than completing as many pages as possible. The answers to the exercises can be found at the back of the book. There is also an index to help you find the pages which are most useful to you.


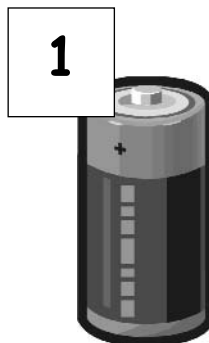
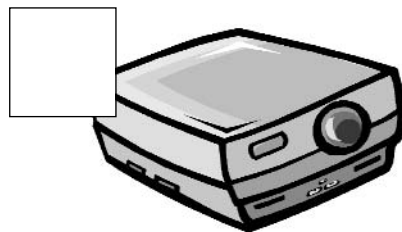

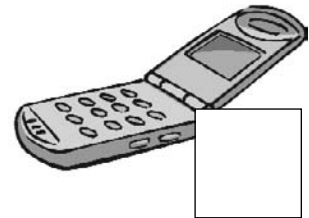



Write new words and phrases you learn in a notebook or file. Review this language regularly so that it becomes part of your active vocabulary.

A good general dictionary will be very helpful, providing pronunciation guides and more contexts. For vocabulary relating specifically to computers, *Dictionary of Computing* (A&C Black, ISBN 978 07475 6622 9) will be a useful reference source.

Section 1: Hardware


1.1 Hardware

1. battery
2. cable
3. desktop computer
4. digital camera
5. docking station
6. fax machine
7. laptop computer (or notebook)
8. mobile phone
9. mouse
10. PDA (Personal Digital Assistant)
11. plug
12. printer
13. projector
14. scanner
15. socket



1.2 Some useful verbs

A. Match the verbs with the nouns.

- | | |
|---------------------|----------------------------------|
| 1. recharge | a. digital photos |
| 2. click on | b. faxes |
| 3. dial | c. a number on your mobile phone |
| 4. give | d. a presentation |
| 5. move | e. something with the mouse |
| 6. print out | f. the battery |
| 7. send and receive | g. the mouse |
| 8. take some | h. twenty pages |
- 

B. Choose the best verb.

9. To turn on the computer, _____ the "Start" button.
a. touch b. press c. switch
10. The printer has _____ of ink.
a. finished b. ended c. run out
11. Unfortunately, my scanner isn't _____ at the moment.
a. working b. going c. doing
12. Please _____ the CD ROM.
a. insert b. introduce c. inject
13. The projector isn't working because it isn't _____.
a. plugged b. plugged in c. plugged into
14. The batteries in my digital camera are nearly dead. They need _____.
a. to change b. exchanging c. changing
15. I have to _____ a computer screen for eight hours a day.
a. see b. look at c. watch
16. Switch off your computer, and _____ it from the wall socket.
a. de-plug b. unplug c. non-plug
17. I turned off the photocopier and _____ the plug.
a. pulled out b. extracted c. took away
18. _____ any key to continue.
a. Kick b. Smash c. Hit

1.3 The workstation

CD drive / DVD drive

CRT monitor

flat panel monitor

floppy disk drive

key

keyboard

mouse

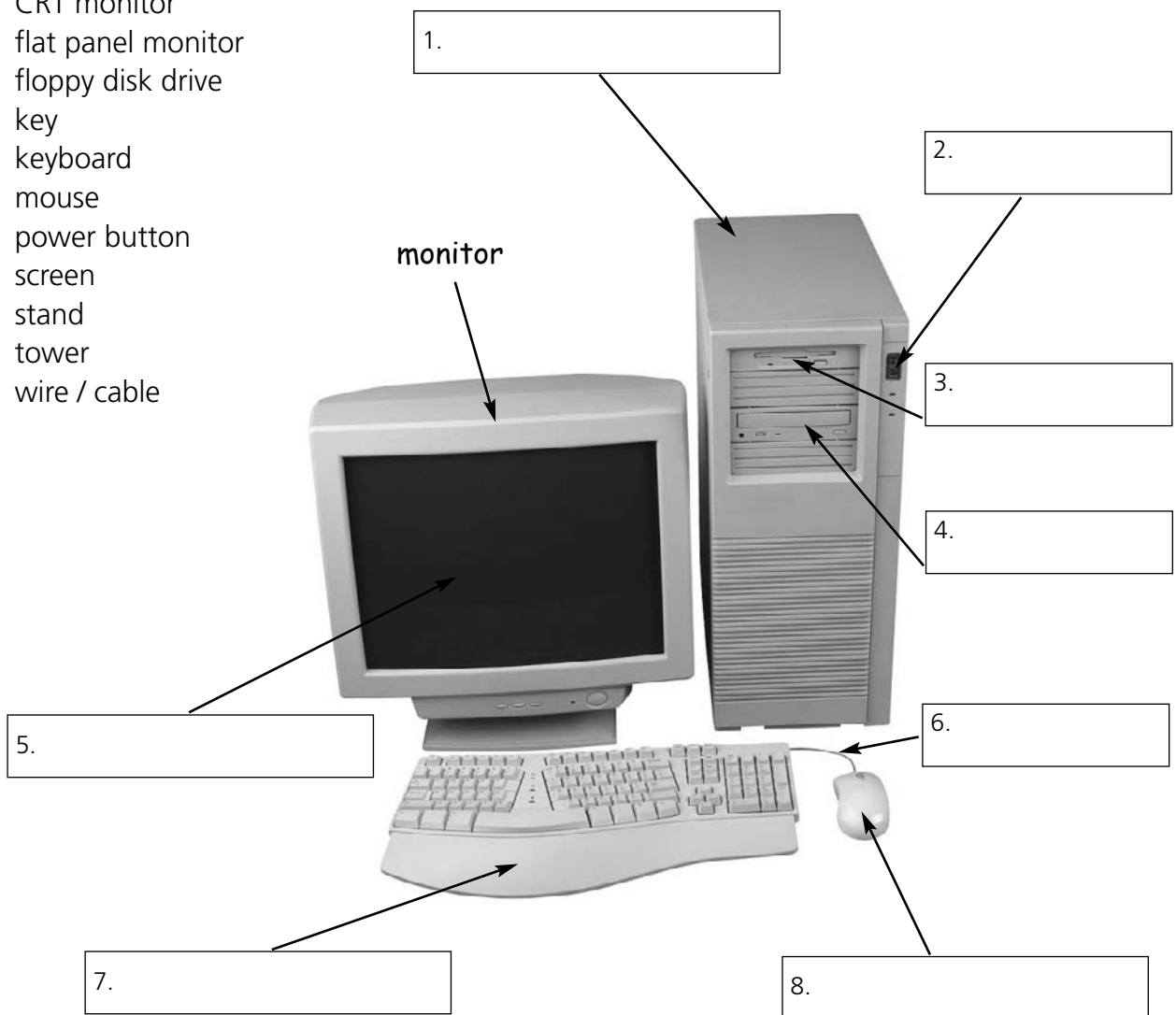
power button

screen


stand

tower

wire / cable




9.



10.



11.



12.

Rearrange the letters to make things which can be part of a workstation.

- tucmepor _____ computer _____
13. triopen _____
14. nasecnr _____
15. kesd _____
16. hacir _____
17. nopelethe _____

Choose the best word.

18. The mouse moves on a _____.
a. mouse mat b. mouse carpet c. mouse table
19. TV and computer screens are usually measured in _____.
a. feet b. miles c. inches
20. Before you start work, _____ the height of your chair
a. adjust b. change c. rearrange
21. To get sound from your computer, plug in a pair of _____.
a. loudhailers b. loudspeakers c. loud voices
22. The computer is connected to the telephone line via a _____.
a. module b. modem c. mod
23. You can increase the functions or performance of a computer with an _____.
a. extension card b. exploding card c. expansion card
24. Mobile phones and PDAs can communicate with computers via _____.
a. Bluebeard® b. Blueberry® c. Bluetooth®
25. There's a spare _____ in the workstation...
a. electric hole b. power point c. electrical opening
26. ...so you can plug in your mobile phone _____.
a. charger b. power c. electrification
27. SD cards can be read in a computer's _____.
a. storage reader b. memory reader c. card reader